



# Welcome to the Phonics Classroom of **SPEED SOUNDS SET 2 & 3**



# Aims of the Session

- To learn to pronounce the Set 2 & 3 sounds your child will be learning at school.
- To learn some techniques to use at home when you help your child to learn their sounds.
- ...to have fun! That is how your children learn best!

We will finish by 10:00 am and we will be around for any questions at the end.



# Review of Set 1 sounds



# Nearpod activity

Open the Nearpod app on the iPad.  
or scan the code on your own device.



Enter the code.

[https://np1.nearpod.com/sharePresentation.php?code=bf15050c3079e90844327e38d7fe402a-1&oc=user-created&utm\\_source=link](https://np1.nearpod.com/sharePresentation.php?code=bf15050c3079e90844327e38d7fe402a-1&oc=user-created&utm_source=link)


# English Set 2 speed sounds

ay



may I play?

ee




what can you see?

igh



fly high

ow




blow the snow

oo




poo at the zoo

oo




look at a book

ar




start the car

or




shut the door

air



that's not fair

ir




whirl and twirl

ou



shout it out

oy



toy for a boy





may I play?

2. day, play, may, way, lay, say, tray, spray

ay



what can you see?

2. see, three, been, green, seen, keep,  
need, sleep, feel



ee



fly high

2. high, night, light, fright, bright, sight, might

*igh*



blow the snow

2. blow, snow, slow, show, kn ow, flow, glow

ow



ELEPHANTS



poo at the zoo

2. too, zoo, mood, fool, pool, stool, moon, spoon



long

oo




look at a book

2. took, look, book, shook, cook, foot



short





start the car

2. car, bar, star, park, smart, start, sharp, spark



ar



shut the door

2. sort, short, worn, horse, sport,  
snort, fork

or



that's not fair

2. fair, stair, hair, air, lair, chair

*air*





whirl and twirl

2. girl, bird, third, whirl, twirl, dirt


***ir***



shout it out

2. out, shout, loud, mouth, round, found

ou



toy for a boy

2. toy, boy, enjoy

oy



# Vietnamese Set 2 Sounds





**hai cái tai: cái trái,  
cái phải**

2. bài, trai, dai, chai, đai, tai,  
mãi, nai, vai, phái

**ai**



## **đàn ngan ở bờ ao**

2. bàn, nhãn, đàn, gan, khản,  
màn, gián, quan, tan, chan

**an**



## **bác nông dân cần mẫn**

2. cân, bẩn, vần, thận, mẫn,  
nhẫn, chân, sân, trần, khẫn

**ân**



## **đóng của phòng**

2. bóng, phòng, trong, xong,  
đóng, hong, lòng, công,  
ngóng, giong



**ong**



## **xếp hàng ngang**

2. sáng, vàng, hàng, thàng,  
trang, mảng, ngang,  
bảng, dàng, quang

**ang**



**mèo khéo leo trèo**

2. béo, déo, chèo, kéo, leo, trèo,  
mèo, ghéo, nghéo, néo

**eo**

# Activity – English & Vietnamese Set 2 sounds



- The 'teacher' flips between pictures and sounds.
- The 'pupil' needs to say the sounds and the phrase correctly.
- Remember – lots of praise.



may I play?

2. day, play, may, way, lay, say, tray, spray

ay

# Reading – Fred Talk



toy





play



flight.



*đóng*



*chân*



*ph* *đ* *ai*



*nh* *ã* *n*

- Practise reading the **set**  
**2** green words on the  
flash cards using Fred  
talk.




















high

- Use Fred talk to sound  
out the word, then try  
to blend it



# English Set 3 Sounds



<p>ea</p>  <p>cup of tea</p>	<p>oi</p>  <p>spoil the boy</p>			
<p>a-e</p>  <p>make a cake</p>	<p>i-e</p>  <p>nice smile</p>	<p>o-e</p>  <p>phone home</p>	<p>u-e</p>  <p>huge brute</p>	<p>aw</p>  <p>yawn at dawn</p>
<p>are</p>  <p>care and share</p>	<p>ur</p>  <p>nurse with a purse</p>	<p>er</p>  <p>a better letter</p>	<p>ow</p>  <p>brown cow</p>	<p>ai</p>  <p>snail in the rain</p>
<p>oa</p>  <p>goat in a boat</p>	<p>ew</p>  <p>chew the stew</p>	<p>ire</p>  <p>fire, fire!</p>	<p>ear</p>  <p>hear with your ear</p>	<p>ure</p>  <p>sure it's pure</p>



cup of tea

3. eat, tea, neat, real, clean, please,  
leave, dream, seat, scream

*ea*



spoil the boy

3. join, coin, voice, choice, noise

**oi**

# Magic 'E'

Flip the Magic E



can e



Flip the Magic E



dim e




Flip the Magic E



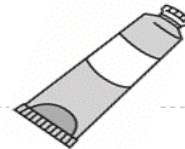
pine e



Flip the Magic E



tub e







make a cake

3. make, shake, cake, name, same, game, save,  
brave, late, date

$\widehat{a-e}$



mak

make

cak

cake



nice smile

3. shine, white, fine, hide, smile, nice, wide, like,  
mine, time

ie

smil

smile

A thick, dark green curved line is positioned above the word "smile", arching over the letters "i" and "l".



tim

time



ph<sup>o</sup>ne h<sup>o</sup>me

3. h<sup>o</sup>me, h<sup>o</sup>pe, r<sup>o</sup>se, sp<sup>o</sup>ke, n<sup>o</sup>te, br<sup>o</sup>ke, st<sup>o</sup>le,  
r<sup>o</sup>pe, th<sup>o</sup>se

o-e

rop

rope

hop

hope





hūge brūte

3. tūne, rūde, hūge, mūle, brūte, ūse, Jūne,  
dūde, accūse, excūse

$\overline{u-e}$

rud

rude

cut

cute



snail in the rain

3. paid, snail, tail, drain, paint, Spain, chain,  
train, rain, stain

*ai*





goot in a boot

3. tood, ook, rood, clook, throot, roost, toost,  
loof, coot, cool, cooch

oa



chew the stew

3. new, knew, flew, blew, few, crew, newt,  
screw, drew, grew, stew

***ew***



fire, fire!

3. fire, hire, wire, spire, bonfire,  
inspire, conspire

*ire*



hear with your ear

3. ear, hear, dear, fear, gear, near, rear,  
tear, year, spear

*ear*





a better letter

3. over, never, better, weather, after, hamster,  
litter, proper, corner, supper

er



yawn at dawn

3. saw, raw, law, straw, dawn, paw,  
crawl, jaw, claw, yawn

*aw*



brown cow

3. howl, how, down, brown, cow, town,  
crowd, drown, now, gown

**ow**



3. sure, pure, cure, picture, mixture, creature,  
future, adventure, temperature

wire





care and share

3. care, share, dare, bare, spare, scare, flare,  
square, Clare, software

are



nurse with a purse

3. burn, turn, lurk, hurl, burn, burp, slurp,  
nurse, purse, hurt

**wr**



tion

3. con`vers`a`tion, cel`eb`ra`tion,  
ex`plor`a`tion, trad`i`tion,  
con`grat`u`la`tion, a`tten`tion

*tion*



cious

tious

3. pre`cious, del`i`cious, sus`pi`cious, fe`ro`cious,  
vi`cious, scrump`tious

*ti*ous  
*ci*ous





# Vietnamese Set 3

## Sounds



### **trời mưa giữa trưa**

3. ngư, trư, giữ, xư, dừ,  
mư, sư, cư, rừ, chư

**wa**



### **hiền như cô tiên**

3. biển, diễn, điên, hiền, kiến,  
miến, xiên, tiên, chiên, phiên

**iên**



**voi vòi vòi voi**

3. voi, đôi, sỏi, mỏi, trói, cỏi, gỏi,  
nói, khỏi, chơi

**oi**



## **nội ngôi thối xôi**

3. xôi, gôi, tôi, đôi, lôi, môi, ngôi,  
nổi, tôi, phối



**oi**



### **ng ở đ r**

3. công, bông, sông, lông, ngông,  
mông, đông, rông, không, trông

**ông**



## **tưng bùng mở hội**

3. bưng, cưng, lưng, sưng, mưng,  
ngưng, đưng, gưng, rưng, chưng

**uring**

# Activity – English Set 3 sounds



- The 'teacher' flips between phrases and sounds.
- The 'pupil' needs to say the sounds and the phrase correctly.
- Remember – lots of praise.





tale



smile





*ng* õ *ng*



*gùrnq*

# Activity – Blending Set 3 words



Practise reading the **set 3**  
green words using Fred talk.



smile


oil

- Use Fred talk to sound out the word, then try to blend it

# Writing sounds




# Writing sounds



# Writing words

- Hold up Fred Fingers
- Say the word, repeat it
- Pinch the sounds onto each Fred Finger
- Write the word
- Check



# Helping at home



Play games and  
make phonics fun!

# Oxford Owl

<https://home.oxfordowl.co.uk/reading/>

The screenshot displays the Oxford Owl website interface. At the top left is the 'OXFORDOWL' logo. On the right side of the top bar are links for 'Help', 'Contact Us', and 'Teachers', along with a shopping cart icon. Below this is a secondary navigation bar with links for 'Home', 'English', 'Reading', 'Maths', 'At school', 'Bookshop', 'Activities', and 'Blog', plus a search icon. A dropdown menu is open under 'Bookshop', listing 'Picture books and Fiction' and 'Home Learning'. The main content area features a large banner with the text 'Find out more about Phonics and how to help at home'. The banner includes a circular image of a woman reading to a child, a purple star icon, and a pink decorative shape with black dots.



## What next?

Helping at home. Links to support & resources:

[Set 2 English sounds video](#)

[Set 3 English sounds video](#)

[Oxford Owl](#)

[Letter formation phrases for English video](#)

[Phonics Game Ideas](#)

[Twinkl – phonics resources](#)

## Next Coffee Morning

Ditties, Books and Technology in phonics

3rd October 2024

Any questions? 😊

THANK

you